



BlueBeacon Maxi

User manual

Introduction

BlueBeacon Maxi (ver. 2024), henceforth identified with the terms “product”, “device” or “beacon”, is a Bluetooth Low Energy (BLE) beacon for proximity applications.

BlueBeacon Maxi can be provided with different firmware options that include: standard BLE beacon (support for iBeacon[™] and Eddystone[™] technologies; additional support for Wirepas Mesh 2.4 GHz technology (anchor node).

BlueBeacon Maxi has a long operating life, thanks to two AA alkaline batteries. It is suitable for all indoor installations where long operating life is a main concern: proximity services for retail, museums, industry, and systems for indoor localization and navigation.

Before you start using BlueBeacon Maxi, verify that it is undamaged and carefully read the instructions in this user manual, particularly the indications in the "Safety" section.

BlueUp S.r.l. disclaims any and all liability if the devices are used in modes and environments incompatible for keeping the product intact, safe and in operation.

Procedures

Beacon activation

Open the cover and insert the batteries into the battery holder with the positive and negative according the symbols on the holder.

Configuration and activation depends on preloaded firmware:

Standard BLE beacon

To modify beacon configurations, you can use free configuration app provided by BlueUp and available for iPhone / iPad (Apple Store) and Android (Google Play):

- Configuration app: **BlueBeacon Manager**
- Beacons default password: **blueup**

For information on configuration, on services and characteristics, and on all use aspects, please refer to the technical information in the *Products* and *Support* page of the website www.blueupbeacons.com or contact technical assistance at support@blueupbeacons.com.

Credentials to login to BlueBeacon Cloud (cloud back-end for management, synchronization, monitoring and configuration of BlueUp beacons) may be requested at info@blueupbeacons.com.

Wirepas

Beacon can operate as anchor tag. Settings can be updated using Wirepas Network Tool or MeshCube interface. For technical details, please refer to the technical information in the Support Center of the website www.blueupbeacons.com or contact technical assistance at support@blueupbeacons.com.

Safety

These information are an integral and essential part of the product and must be delivered to the user. Read them carefully as they contain important information regarding the installation, use and maintenance.

Warnings

The device is a professional device whose intended use is aimed at professions or industries and which is not intended for sale to the general public.

The product is a wireless device.

The product must be intended for use for which it was designed. Any other use is considered improper and therefore dangerous.

Operating conditions: temperature -20/+60°C; humidity 20-80%.

Before you start using the beacon, verify that it is undamaged.



DO NOT use the beacon in potentially explosive atmospheres. The presence of flammable gas or fumes is a serious safety hazard.

The company BlueUp S.r.l. disclaims any liability for damages caused by an inadequate use of the device and the failure to observe the information provided herein.

Batteries

BlueBeacon Maxi is powered by batteries, according to the following table:

Batteries				
Q.ty	Common name	IEC60086 name	Type	Nominal voltage
2	AA	LR6	Alkaline	1.5V
		FR6	Lithium (LiFeS)	1.5V

Battery replacement

Battery replacement must be performed by an adult. To replace the battery, follow the instructions below:

1. open the front cover;
2. remove the battery from the battery holder;
3. insert the new battery in the battery holder, paying attention to the polarity indicated on the battery holder;
4. close the front cover



DO insert the batteries into the battery holder with the positive and negative according the symbols on the holder. A Phillips screwdriver it is required for opening the BlueBeacon Maxi enclosure (Ver. BF and BN).



DO NOT power the device with other batteries. The use of other batteries is potentially dangerous.

Battery replacement must be performed by an adult.

It is recommended to observe the following precautions:




DO NOT insert the batteries into the battery holder with the positive and negative contacts reversed.



**DO NOT disassemble, puncture or damage the batteries.
DO NOT recharge the batteries.**




**DO NOT short the positive and negative contacts of the batteries.
DO NOT cause a forced depletion of the batteries.
DO NOT throw the batteries in fire.**


 **DO NOT** place the batteries in the following environmental conditions: in the vicinity of heat sources, exposed to direct sunlight, high temperatures, high humidity, in contact with water.

 **DO** remove both used batteries from the device at the same time, then replace them with two new batteries.

Exhausted alkaline batteries should be immediately removed from the equipment and disposed of. When discharged batteries are kept in the equipment for a long time, electrolyte leakage may occur causing damage to the device.

 **DO NOT** handle the battery with metal objects (such as forceps, scissors,...). In general, avoid the metal contacts on the battery from coming into contact with other metal objects, including other batteries. This could cause a short circuit, damage the battery and cause overheating or explosion.

If the battery is stored or thrown away, make sure it is covered individually with insulating tape.

 **DO NOT** put the battery in your mouth. If the battery (or the liquid contained in it) is ingested, immediately contact a doctor. The ingested battery must be immediately removed. Swallowing the battery or the liquid contained in it cause irreversible damage to the digestive system, within two hours, including possible death.

The disassembled, perforated or damaged battery can lose its contents:

If battery contents come into contact with eyes, rinse immediately with plenty of water for at least 30 minutes. Contact a physician immediately.

If battery contents come into contact with skin, rinse immediately with plenty of water for at least 15 minutes. If irritation or pain persists, contact a physician.

The content of the battery can cause respiratory irritation. Exit to fresh air immediately. If irritation persists, contact a physician.

Keep, under any circumstances, the battery away from children.

Waste disposal



In implementing the Directives 2011/65/EU and 2012/19/EC on the restriction of the use of hazardous substances in electrical and electronic equipment and the disposal of waste.

The crossed bin symbol on the product, on the attached manual or on its packaging indicates that at the end of the product life, it must be collected separately from other waste. The user must, therefore, take the remote control to an authorized disposal center for collection of electronic and electrical waste, or return it to the dealer when purchasing a new similar appliance, on a one to one basis. Appropriate separate collection for the subsequent forwarding of the product sent for recycling, treatment and environmentally compatible disposal helps to prevent negative environmental and health effects and promotes the reuse and/or recycling of materials making up the equipment. Illegal dumping of the product by the user entails the application of administrative sanctions in the current provisions of law.

For more information about the collection systems, contact your local authorities.

In implementing Directive 2006/66/EC on the reduced use of hazardous substances in batteries and the disposal of the same.

The crossed bin symbol on the appliance or its packaging indicates that the batteries must not be disposed of with the rest of the household waste, as they may contain substances that are potentially harmful to the environment and health. Remove the old battery from the device and turn it in at the appropriate collection points.

Disclaimer

This manual is intended to provide a brief summary of our knowledge and some guidance regarding the use of the beacon and its parts, including the battery. The information contained herein has been provided by sources that BlueUp S.r.l. considers to be dependable and is accurate to the best knowledge of the company. This sheet is not intended to be an inclusive document on worldwide hazard communication regulations. The information is provided in good faith. Each user of this material needs to evaluate the conditions of use and define the appropriate protective mechanisms to prevent the exposure of persons, property damage or release to the environment.

BlueUp S.r.l. assumes no responsibility for injury to the recipient or third persons, or for any damages resulting from misuse of the device and its parts.

Warranty

Refer to BlueUp General Terms and Conditions of Sale available at www.blueupbeacons.com

Conformity

Hereby, BlueUp Srl declares that BlueBeacon Maxi is in compliance with Directives 2014/53/UE (RED) and 2011/65/UE (RoHS 2) and 2015/863/UE (RoHS 3).



The full text of the EU declarations of conformity is available at the following internet address:

www.blueupbeacons.com

Frequency band: 2400 – 2482 MHz

Maximum radiated power: 2.5mW (+4dBm)

Contacts

BlueUp S.r.l.

Loc. Belvedere, Ingresso 2

IT-53034 Colle di Val d'Elsa (SI) - ITALY

E-mail: info@blueupbeacons.com

Web: www.blueupbeacons.com