



Card / Badge-Holder

User manual

Introduction

BlueUp Card (including its variant Badge-Holder), henceforth identified with the terms “product”, “device” or “beacon”, is a wearable badge-format Bluetooth Low Energy (BLE) beacon for proximity, identification and RTLS applications.

BlueUp Card (Badge-Holder) can be provided with different firmware options that include: standard BLE beacon (support for iBeacon[™] and Eddystone[™] technologies; additional support for Safety Blueup proprietary packet); Quuppa Compatible (support for Quuppa RTLS platform); Wirepas (support for Wirepas mesh network as a mobile tag).

BlueUp Card (Badge-Holder) is especially designed for automatic identification of people and assets. It is powered by 1 non-replaceable 3V lithium battery, mod. CP224741.

Before you start using BlueUp Card (Badge-Holder), verify that it is undamaged and carefully read the instructions in this user manual, particularly the indications in the "Safety" section.

BlueUp S.r.l. disclaims any and all liability if the devices are used in modes and environments incompatible for keeping the product's intact, safe and in operation.

Procedures

Beacon use

The beacon is immediately active and transmits the advertising frames according to configured firmware.

Standard BLE beacon

To modify beacon configurations, you can use free configuration app provided by BlueUp and available for iPhone / iPad (Apple Store) and Android (Google Play):

- Configuration app: **BlueBeacon Manager**
- Beacons default password: **blueup**

For information on configuration, on services and characteristics, and on all use aspects, please refer to the technical information in the *Products* and *Support* page of the website www.blueupbeacons.com or contact technical assistance at support@blueupbeacons.com.

Credentials to login to BlueBeacon Cloud (cloud back-end for management, synchronization, monitoring and configuration of BlueUp beacons) may be requested at info@blueupbeacons.com.

Quuppa Compatible

Beacon can be received by Quuppa RTLS infrastructure. Beacon settings can be updated using Quuppa Site Planner. For technical details, please refer to the technical information in the Support Center of the website www.blueupbeacons.com or contact technical assistance at support@blueupbeacons.com.

Wirepas

Beacon can operate as a mobile tag. Settings can be updated using Wirepas Network Tool or MeshCube interface. For technical details, please refer to the technical information in the Support Center of the website www.blueupbeacons.com or contact technical assistance at support@blueupbeacons.com.

Safety

These information are an integral and essential part of the product and must be delivered to the user. Read them carefully as they contain important information regarding the installation, use and maintenance.

Warnings

The device is a professional device whose intended use is aimed at professions or industries and which is not intended for sale to the general public.

The product is a wireless device.

The product must be intended for use for which it was designed. Any other use is considered improper and therefore dangerous.

Operating conditions: temperature 20/+60°C; humidity 20-80%.

Before you start using the beacon, verify that it is undamaged.



DO NOT use the beacon in potentially explosive atmospheres. The presence of flammable gas or fumes is a serious safety hazard.

The product is a wireless device. Please be attentive in its use, in the case of use near (less than 5 cm) a pacemaker or other electronic medical life-saving devices as it transmits radio waves that can interfere with the proper functioning of these devices. Contact medical device manufacturer for more information.

The company BlueUp S.r.l. disclaims any liability for damages caused by an inadequate use of the device and the failure to observe the information provided herein.

Battery

BlueUp Card (Badge-Holder) is powered by an internal non-replaceable battery, according to the following table:

Batteries				
Q.ty	Common name	IEC60086 name	Type	Nominal voltage
1	CP224147	CP224147	Lithium (LiMnO ₂)	3V

CAUTION



DO NOT power the device with other batteries.
Explosion hazard if battery is replaced with the wrong type.



DO NOT insert the batteries into the battery holder with the positive and negative contacts reversed.



DO NOT disassemble, puncture or damage the batteries.



DO NOT recharge the batteries.




DO NOT short the positive and negative contacts of the batteries.
DO NOT cause a forced depletion of the batteries.





DO NOT throw the batteries in fire.




DO NOT place the batteries in the following environmental conditions: in the vicinity of heat sources, exposed to direct sunlight, high temperatures, high humidity, extremely-low pressure, in contact with water.

 **DO NOT handle the battery with metal objects (such as forceps, scissors,...). In general, avoid the metal contacts on the battery from coming into contact with other metal objects, including other batteries. This could cause a short circuit, damage the battery and cause overheating or explosion. If the battery is stored or thrown away, make sure it is covered individually with insulating tape.**

 **DO NOT swallow the battery.
Chemical burn hazard.**

 **This product contains a coin cell battery. If the coin cell battery is swallowed, it can cause severe internal burns in just 2 hours and result in death.**

 **Keep new and used batteries out of the reach of children.
If the battery compartment does not close tightly, stop using the product and keep it out of the reach of children.
In the event of suspected ingestion of the batteries or their insertion into other body orifices, seek medical advice immediately.**

Waste disposal



In implementing the Directives 2011/65/EU and 2012/19/EC on the restriction of the use of hazardous substances in electrical and electronic equipment and the disposal of waste.

The crossed bin symbol on the product, on the attached manual or on its packaging indicates that at the end of the product's life, it must be collected separately from other waste. The user must, therefore, take the remote control to an authorized disposal center for collection of electronic and electrical waste, or return it to the dealer when purchasing a new similar appliance, on a one to one basis. Appropriate separate collection for the subsequent forwarding of the product sent for recycling, treatment and environmentally compatible disposal helps to prevent negative environmental and health effects and promotes the reuse and/or recycling of materials making up the equipment. Illegal dumping of the product by the user entails the application of administrative sanctions in the current provisions of law.

For more information about the collection systems, contact your local authorities.

In implementing Directive 2006/66/EC on the reduced use of hazardous substances in batteries and the disposal of the same.

The crossed bin symbol on the product, on the attached manual or on its packaging indicates that the batteries must not be disposed of with the rest of the household waste, as they may contain substances that are potentially harmful to the environment and health. Remove the old battery from the device and turn it in at the appropriate collection points.

Disclaimer

This manual is intended to provide a brief summary of our knowledge and some guidance regarding the use of the beacon and its parts, including the battery. The information contained herein has been provided by sources that BlueUp S.r.l. considers to be dependable and is accurate to the best knowledge of the company. This sheet is not intended to be an inclusive document on worldwide hazard communication regulations. The information is provided in good faith. Each user of this material needs to evaluate the conditions of use and define the appropriate protective mechanisms to prevent the exposure of persons, property damage or release to the environment.

BlueUp S.r.l. assumes no responsibility for injury to the recipient or third persons, or for any damages resulting from misuse of the device and its parts.

Warranty

Refer to BlueUp General Terms and Conditions of Sale available at www.blueupbeacons.com

Conformity

US (FCC)

This device complies with part 15 of the FCC Rules. Operation is subject to the following two conditions:

- (1) This device may not cause harmful interference and
- (2) this device must accept any interference received, including interference that may cause undesired operation.

Changes or modification not expressly approved by the party responsible for compliance could void the user's authority to operate the equipment.

FCC ID: 2ALP7BB0802

EU (ETSI) / UK (UKCA)

Hereby, BlueUp Srl declares that BlueUp Card (including its variant Badge-Holder) is in compliance with Directives 2014/53/UE (RED) and 2011/65/UE (RoHS 2) and 2015/863/UE (RoHS 3).



The full text of the EU declarations of conformity is available at the following internet address:
www.blueupbeacons.com

Frequency band: 2400 – 2482 MHz
Maximum radiated power: 2.5mW (+4dBm)

Contacts

BlueUp S.r.l.
Loc. Belvedere, Ingresso 2
IT-53034 Colle di Val d'Elsa (SI) - ITALY
E-mail: info@blueupbeacons.com
Web: www.blueupbeacons.com